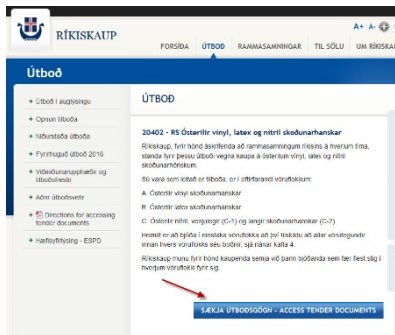
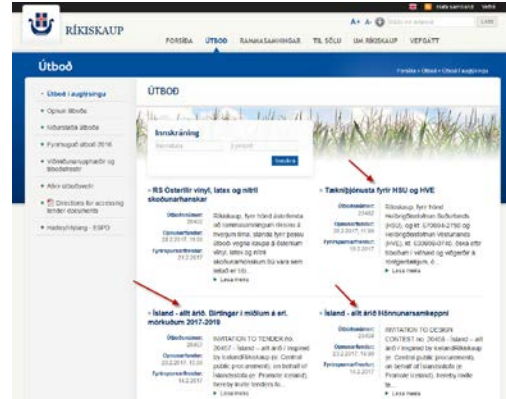


# Directions for accessing tender documents at Ríkiskaup's website

Access to tender documents is at our website [www.rikiskaup.is](http://www.rikiskaup.is). In the dropdown list ÚTBOÐ you'll find all current contract announcements. If you see your tender in the list you can click directly on that tender. If you do not see your tender on the front page, click on UTBOÐ or Sjá öll and you'll be transferred to the tenders webpage.

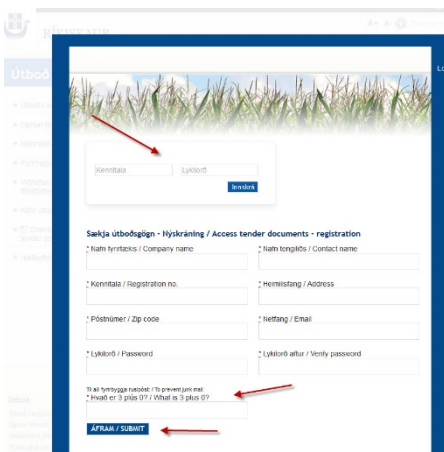



Click on the relevant tender name.



At the bottom of the page. Click on the blue button to access tender documents.

A pop up window appears where you have to read the terms and conditions, tick the box and then click SAMPYKKJA/AGREE button.



Then the registration form pops up, if you already have a valid username and password, you can enter them at the top: Username is the registration number you used and then the password you chose the click the blue button Innskrá and you'll be transferred to the correct webpage where you find links to the tender documents.

If you do not have a valid account, you have to fill in all the information, answer the security question to prevent junk mail and then press the blue button ÁFRAM/SUBMIT at the bottom you'll be transferred to the correct webpage where you find links to the tender documents.

